

FORM NO. MGT-7

[Pursuant to sub-Section(1) of section 92 of the Companies Act, 2013 and sub-rule (1) of rule 11of the Companies (Management and Administration) Rules, 2014]



सत्यमेव जयते

Annual Return (other than OPCs and Small Companies)

Form language ☒ English ☐ Hindi

Refer the instruction kit for filing the form.

I. REGISTRATION AND OTHER DETAILS

(i) * Corporate Identification Number (CIN) of the company

L65110KA2016PLC142162

Pre-fill

Global Location Number (GLN) of the company

* Permanent Account Number (PAN) of the company

AABCU9603R

(ii) (a) Name of the company

UJJIVAN SMALL FINANCE BAN

(b) Registered office address

GrapeGarden,No.27,3rdACross,18thMain6thBlock,Koramangala NA
Bengaluru
Bangalore
Karnataka
560095

(c) *e-mail ID of the company

corporatesecretarial@ujjivan

(d) *Telephone number with STD code

8040712121

(e) Website

www.ujjivansfb.in

(iii) Date of Incorporation

04/07/2016

(iv)	Type of the Company	Category of the Company	Sub-category of the Company
	Public Company	Company limited by shares	Indian Non-Government company

(v) Whether company is having share capital

☒ Yes

☐ No

(vi) *Whether shares listed on recognized Stock Exchange(s)

☒ Yes

☐ No

(a) Details of stock exchanges where shares are listed

S. No.	Stock Exchange Name	Code
1	BSE Limited	1
2	National Stock Exchange of India Limited	1,024

(b) CIN of the Registrar and Transfer Agent

L72400TG2017PLC117649

Pre-fill

Name of the Registrar and Transfer Agent

KFIN TECHNOLOGIES LIMITED

Registered office address of the Registrar and Transfer Agents

Selenium, Tower B, Plot No- 31 & 32, Financial District, N
anakramguda, Serili ngampally NA

(vii) *Financial year From date 01/04/2023 (DD/MM/YYYY) To date 31/03/2024 (DD/MM/YYYY)

(viii) *Whether Annual general meeting (AGM) held ☒ Yes ☐ No

(a) If yes, date of AGM

(b) Due date of AGM

(c) Whether any extension for AGM granted ☐ Yes ☒ No

II. PRINCIPAL BUSINESS ACTIVITIES OF THE COMPANY

*Number of business activities

1

S.No	Main Activity group code	Description of Main Activity group	Business Activity Code	Description of Business Activity	% of turnover of the company
1	K	Financial and insurance Service	K1	Banking activities by Central, Commercial and Saving banks	100

III. PARTICULARS OF HOLDING, SUBSIDIARY AND ASSOCIATE COMPANIES (INCLUDING JOINT VENTURES)

*No. of Companies for which information is to be given

0

Pre-fill All

S.No	Name of the company	CIN / FCRN	Holding/ Subsidiary/Associate/ Joint Venture	% of shares held
1				

IV. SHARE CAPITAL, DEBENTURES AND OTHER SECURITIES OF THE COMPANY

(i) *SHARE CAPITAL

(a) Equity share capital

Particulars	Authorised capital	Issued capital	Subscribed capital	Paid up capital
Total number of equity shares	2,625,000,000	1,931,428,509	1,931,428,509	1,931,428,509
Total amount of equity shares (in Rupees)	26,250,000,000	19,314,285,090	19,314,285,090	19,314,285,090

Number of classes

1

Class of Shares	Authorised capital	Issued capital	Subscribed capital	Paid up capital
Number of equity shares	2,625,000,000	1,931,428,509	1,931,428,509	1,931,428,509
Nominal value per share (in rupees)	10	10	10	10
Total amount of equity shares (in rupees)	26,250,000,000	19,314,285,090	19,314,285,090	19,314,285,090

(b) Preference share capital

Particulars	Authorised capital	Issued capital	Subscribed capital	Paid-up capital
Total number of preference shares	0	0	0	0
Total amount of preference shares (in rupees)	0	0	0	0

Number of classes

0

Class of shares	Authorised capital	Issued capital	Subscribed capital	Paid up capital
Number of preference shares				
Nominal value per share (in rupees)				
Total amount of preference shares (in rupees)				

(c) Unclassified share capital

Particulars	Authorised Capital
Total amount of unclassified shares	0

(d) Break-up of paid-up share capital

Class of shares	Number of shares			Total nominal amount	Total Paid-up amount	Total premium
Equity shares	Physical	DEMAT	Total			
At the beginning of the year	170	1,954,706,419	1954706625	19,547,066,419	19,547,066,419	

Increase during the year	0	1,416,758,6	1416758684	14,167,586,	14,167,586,	0
i. Public Issues	0	0	0	0	0	0
ii. Rights issue	0	0	0	0	0	0
iii. Bonus issue	0	0	0	0	0	0
iv. Private Placement/ Preferential allotment	0	0	0	0	0	0
v. ESOPs	0	4,056,651	4056651	40,566,510	40,566,510	+
vi. Sweat equity shares allotted	0	0	0	0	0	0
vii. Conversion of Preference share	0	0	0	0	0	0
viii. Conversion of Debentures	0	0	0	0	0	0
ix. GDRs/ADRs	0	0	0	0	0	0
x. Others, specify	0	1,412,702,0	1412702033	14,127,020,	14,127,020,	+
Allotment pursuant to the Scheme of Amalgamation	+	+	+	+	+	+
Decrease during the year	0	1,440,036,8	1440036800	14,400,368,	14,400,368,	0
i. Buy-back of shares	0	0	0	0	0	0
ii. Shares forfeited	0	0	0	0	0	0
iii. Reduction of share capital	0	0	0	0	0	0
iv. Others, specify	0	1,440,036,8	1440036800	14,400,368,	14,400,368,	+
With the Scheme of Amalgamation effective, shares	+	+	+	+	+	+
At the end of the year	170	1,931,428,3	1931428509	19,314,285,	19,314,285,	
Preference shares						
At the beginning of the year	0	200,000,000	2000000000	2,000,000,0	2,000,000,0	+
Increase during the year	0	0	0	0	0	0
i. Issues of shares	0	0	0	0	0	0
ii. Re-issue of forfeited shares	0	0	0	0	0	0
iii. Others, specify						
Decrease during the year	0	200,000,000	2000000000	2,000,000,0	2,000,000,0	0
i. Redemption of shares	0	0	0	0	0	0

ii. Shares forfeited	0	0	0	0	0	0
iii. Reduction of share capital	0	0	0	0	0	0
iv. Others, specify	0	200,000,000	200000000	2,000,000,0	2,000,000,0	
With the Scheme of Amalgamation effective, prefer						
At the end of the year	0	0	0	0	0	

ISIN of the equity shares of the company

INE551W01018

(ii) Details of stock split/consolidation during the year (for each class of shares)

0

Class of shares		(i)	(ii)	(iii)
Before split / Consolidation	Number of shares			
	Face value per share			
After split / Consolidation	Number of shares			
	Face value per share			

(iii) Details of shares/Debentures Transfers since closure date of last financial year (or in the case of the first return at any time since the incorporation of the company) *

☒ Nil

[Details being provided in a CD/Digital Media]

☐ Yes ☐ No ☐ Not Applicable

Separate sheet attached for details of transfers

☐ Yes ☐ No

Note: In case list of transfer exceeds 10, option for submission as a separate sheet attachment or submission in a CD/Digital Media may be shown.

Date of the previous annual general meeting		
Date of registration of transfer (Date Month Year)		
Type of transfer		1 - Equity, 2- Preference Shares, 3 - Debentures, 4 - Stock
Number of Shares/ Debentures/ Units Transferred		Amount per Share/ Debenture/Unit (in Rs.)

Ledger Folio of Transferor							
Transferor's Name							
	Surname		middle name		first name		
Ledger Folio of Transferee							
Transferee's Name							
	Surname		middle name		first name		

Date of registration of transfer (Date Month Year)							
Type of transfer			1 - Equity, 2- Preference Shares,3 - Debentures, 4 - Stock				
Number of Shares/ Debentures/ Units Transferred			Amount per Share/ Debenture/Unit (in Rs.)				
Ledger Folio of Transferor							
Transferor's Name							
	Surname		middle name		first name		
Ledger Folio of Transferee							
Transferee's Name							
	Surname		middle name		first name		

(iv) *Debentures (Outstanding as at the end of financial year)

Particulars	Number of units	Nominal value per unit	Total value
Non-convertible debentures	30,000	100000	3,000,000,000
Partly convertible debentures	0	0	0
Fully convertible debentures	0	0	0

Particulars	Number of units	Nominal value per unit	Total value
Total			3,000,000,000

Details of debentures

Class of debentures	Outstanding as at the beginning of the year	Increase during the year	Decrease during the year	Outstanding as at the end of the year
Non-convertible debentures	3,000,000,000	0	0	3,000,000,000
Partly convertible debentures	0	0	0	0
Fully convertible debentures	0	0	0	0

(v) Securities (other than shares and debentures)

0

Type of Securities	Number of Securities	Nominal Value of each Unit	Total Nominal Value	Paid up Value of each Unit	Total Paid up Value
Total					

V. *Turnover and net worth of the company (as defined in the Companies Act, 2013)

(i) Turnover

56,134,921,000

(ii) Net worth of the Company

41,962,000,000

VI. (a) *SHARE HOLDING PATTERN - Promoters

S. No.	Category	Equity		Preference	
		Number of shares	Percentage	Number of shares	Percentage
1.	Individual/Hindu Undivided Family				
	(i) Indian	0	0	0	
	(ii) Non-resident Indian (NRI)	0	0	0	
	(iii) Foreign national (other than NRI)	0	0	0	
2.	Government				
	(i) Central Government	0	0	0	
	(ii) State Government	0	0	0	
	(iii) Government companies	0	0	0	

3.	Insurance companies	0	0	0	
4.	Banks	0	0	0	
5.	Financial institutions	0	0	0	
6.	Foreign institutional investors	0	0	0	
7.	Mutual funds	0	0	0	
8.	Venture capital	0	0	0	
9.	Body corporate (not mentioned above)	0	0	0	
10.	Others	0	0	0	
	Total	0	0	0	0

Total number of shareholders (promoters)

0

(b) *SHARE HOLDING PATTERN - Public/Other than promoters

S. No.	Category	Equity		Preference	
		Number of shares	Percentage	Number of shares	Percentage
1.	Individual/Hindu Undivided Family				
	(i) Indian	980,350,104	50.76	0	
	(ii) Non-resident Indian (NRI)	76,278,164	3.95	0	
	(iii) Foreign national (other than NRI)	23,200	0	0	
2.	Government				
	(i) Central Government	0	0	0	
	(ii) State Government	0	0	0	
	(iii) Government companies	0	0	0	
3.	Insurance companies	22,613,176	1.17	0	
4.	Banks	21,700	0	0	
5.	Financial institutions	43,260,202	2.24	0	
6.	Foreign institutional investors	567,516,885	29.38	0	
7.	Mutual funds	83,628,614	4.33	0	

8.	Venture capital	0	0	0	
9.	Body corporate (not mentioned above)	156,352,935	8.1	0	
10.	Others	1,383,529	0.07	0	
	Total	1,931,428,509	100	0	0

Total number of shareholders (other than promoters)


















690,424

**Total number of shareholders (Promoters+Public/
Other than promoters)**

690,424

(c) *Details of Foreign institutional investors' (FIIs) holding shares of the company

183

Name of the FII	Address	Date of Incorporation	Country of Incorporation	Number of shares held	% of shares held
QMA JP EMERGING M/ 				21,344	0
GOLDMAN SACHS INV 				223,961	0.01
ALLSPRING (LUX) WOF 				1,619,035	0.08
1729 CAPITAL 				16,427,154	0.85
AMALTAS CAPITAL INI 				3,483,317	0
BLACKROCK STRATEG 				153,212	0.01
DURO INDIA OPPORTU 				11,652,965	0.6
CC&L Q EMERGING M/ 				460,717	0.02
ACADIAN EMERGING I 				304,964	0.02
LAMER TRADELINKS F 				193,105	0.01
TT EM EX CHINA EQUIT 				140,963	0.01
AL MEHWAR COMMER 				15,179,876	0.79
TT EM UNCONSTRAIN 				5,159,691	0.27
LC PHAROS MULTI STF 				3,712,116	0.19
TT ASIA EX JAPAN EQU 				824,203	0.04
CITIGROUP GLOBAL M 				1,099,761	0.06
ACADIAN EMERGING I 				1,266,627	0.07

Name of the FII	Address	Date of Incorporation	Country of Incorporation	Number of shares held	% of shares held
DURO ONE INVESTME +				56,328,857	2.92
ACADIAN EMERGING I +				88,624	0
DIMENSIONAL EMERG +				917,049	0.05
TT EMERGING MARKE +				14,325,234	0.74
BOARD OF PENSIONS +				63,916	0
ABU DHABI INVESTME +				58,220	0
ACADIAN EMERGING I +				1,140,651	0.06
ALLSPRING MANAGED +				168,942	0.01

VII. *NUMBER OF PROMOTERS, MEMBERS, DEBENTURE HOLDERS
(Details, Promoters, Members (other than promoters), Debenture holders)

Details	At the beginning of the year	At the end of the year
Promoters	1	0
Members (other than promoters)	283,701	690,424
Debenture holders	0	0

VIII. DETAILS OF DIRECTORS AND KEY MANAGERIAL PERSONNEL








(A) *Composition of Board of Directors

Category	Number of directors at the beginning of the year		Number of directors at the end of the year		Percentage of shares held by directors as at the end of year	
	Executive	Non-executive	Executive	Non-executive	Executive	Non-executive
A. Promoter	0	0	0	0	0	0
B. Non-Promoter	1	7	1	7	0.01	0.18
(i) Non-Independent	1	1	1	1	0.01	0.18
(ii) Independent	0	6	0	6	0	0
C. Nominee Directors representing	0	2	0	0	0	0
(i) Banks & FIs	0	1	0	0	0	0
(ii) Investing institutions	0	0	0	0	0	0



(iii) Government	0	0	0	0	0	0
(iv) Small share holders	0	0	0	0	0	0
(v) Others	0	1	0	0	0	0
Total	1	9	1	7	0.01	0.18

Number of Directors and Key managerial personnel (who is not director) as on the financial year end date 10

(B) (i) *Details of directors and Key managerial personnel as on the closure of financial year

Name	DIN/PAN	Designation	Number of equity share(s) held	Date of cessation (after closure of financial year : If any)
BANAVAR ANANTHAF 	02101808	Director		
ITTIRA DAVIS POONC 	06442816	Managing Director	223,892	
SAMIT KUMAR GHOS 	00185369	Director	3,965,624	
RAVICHANDRAN VEN 	02064557	Director		
RAJESH KUMAR JOG 	03341036	Director		
SUDHA SURESH	06480567	Director		
RAJNI ANIL MISHRA	08386001	Director		
ANITA RAMACHANDR 	00118188	Director		
Durga Ramesh Murthy 	ADXPM2951N	CFO	19,931	
Sanjeev Barnwal	AHUPB6433D	Company Secretar	149,272	

(ii) Particulars of change in director(s) and Key managerial personnel during the year 2

Name	DIN/PAN	Designation at the beginning / during the financial year	Date of appointment/ change in designation/ cessation	Nature of change (Appointment/ Change in designation/ Cessation)
RAGHUNATH NAR/ 	09428287	Nominee director	29/05/2023	Cessation
SATYAKI RASTOGI 	02189494	Nominee director	17/07/2023	Cessation

IX. MEETINGS OF MEMBERS/CLASS OF MEMBERS/BOARD/COMMITTEES OF THE BOARD OF DIRECTORS

A. MEMBERS/CLASS /REQUISITIONED/NCLT/COURT CONVENED MEETINGS

Number of meetings held 2

Type of meeting	Date of meeting	Total Number of Members entitled to attend meeting	Attendance	
			Number of members attended	% of total shareholding
AGM	28/07/2023	310,235	78	73.71
EGM	03/11/2023	564,046	59	73.73

B. BOARD MEETINGS

*Number of meetings held

9

S. No.	Date of meeting	Total Number of directors associated as on the date of meeting	Attendance	
			Number of directors attended	% of attendance
1	11/05/2023	10	10	100
2	14/06/2023	9	8	88.89
3	27/07/2023	8	7	87.5
4	27/10/2023	8	8	100
5	08/12/2023	8	8	100
6	11/01/2024	8	8	100
7	24/01/2024	8	8	100
8	08/02/2024	8	8	100
9	23/03/2024	8	8	100

C. COMMITTEE MEETINGS

Number of meetings held

48

S. No.	Type of meeting	Date of meeting	Total Number of Members as on the date of the meeting	Attendance	
				Number of members attended	% of attendance
1	Audit Committee	11/04/2023	5	5	100
2	Audit Committee	09/05/2023	5	5	100
3	Audit Committee	26/07/2023	4	4	100
4	Audit Committee	26/10/2023	4	4	100
5	Audit Committee	23/01/2024	4	4	100

S. No.	Type of meeting	Date of meeting	Total Number of Members as on the date of the meeting	Attendance	
				Number of members attended	% of attendance
6	Audit Committee	20/02/2024	4	4	100
7	Nomination and Remuneration	05/05/2023	5	5	100
8	Nomination and Remuneration	11/05/2023	5	5	100
9	Nomination and Remuneration	14/06/2023	5	5	100
10	Nomination and Remuneration	09/10/2023	5	5	100

D. * ATTENDANCE OF DIRECTORS

S. No.	Name of the director	Board Meetings			Committee Meetings			Whether attended AGM held on
		Number of Meetings which director was entitled to attend	Number of Meetings attended	% of attendance	Number of Meetings which director was entitled to attend	Number of Meetings attended	% of attendance	
								(Y/N/NA)
1	BANAVAR ANAND	9	9	100	39	39	100	
2	ITTIRA DAVIS	9	9	100	25	25	100	
3	SAMIT KUMAR	9	9	100	36	34	94.44	
4	RAVICHANDRAN	9	9	100	33	33	100	
5	RAJESH KUMAR	9	9	100	35	35	100	
6	SUDHA SURESH	9	9	100	21	21	100	
7	RAJNI ANIL M	9	9	100	26	26	100	
8	ANITA RAMAKRISHNAN	9	8	88.89	14	14	100	

X. * REMUNERATION OF DIRECTORS AND KEY MANAGERIAL PERSONNEL

☐ Nil

Number of Managing Director, Whole-time Directors and/or Manager whose remuneration details to be entered

1

S. No.	Name	Designation	Gross Salary	Commission	Stock Option/ Sweat equity	Others	Total Amount
1	Ittira Davis	Managing Director	18,245,618	0	2,221,194	127,511	20,594,323
	Total		18,245,618	0	2,221,194	127,511	20,594,323

Number of CEO, CFO and Company secretary whose remuneration details to be entered

2

S. No.	Name	Designation	Gross Salary	Commission	Stock Option/ Sweat equity	Others	Total Amount
1	Durga Ramesh Mur ⁺	CFO	13,527,413	0	0	1,127,318	14,654,731
2	Sanjeev Barnwal ⁺	Company Secre ⁺	10,357,730	0	1,538,040	254,932	12,150,702
	Total		23,885,143	0	1,538,040	1,382,250	26,805,433

Number of other directors whose remuneration details to be entered

8

S. No.	Name	Designation	Gross Salary	Commission	Stock Option/ Sweat equity	Others	Total Amount
1	B.A. Prabhakar ⁺	Independent Dir ⁺	0	0	0	4,500,000	4,500,000
2	Rajesh Kumar Jogi ⁺	Independent Dir ⁺	0	0	0	4,350,000	4,350,000
3	Rajni Mishra ⁺	Independent Dir ⁺	0	0	0	3,275,000	3,275,000
4	Samit Kumar Ghosh ⁺	Non-Independen ⁺	0	0	0	4,050,000	4,050,000
5	Sudha Suresh ⁺	Independent Dir ⁺	0	0	0	2,975,000	2,975,000
6	Ravichandran Venk ⁺	Independent Dir ⁺	0	0	0	4,025,000	4,025,000
7	Anita Ramachandra ⁺	Independent Dir ⁺	0	0	0	2,150,000	2,150,000
8	Satyaki Rastogi ⁺	Nominee Directo ⁺	0	0	0	100,000	100,000
	Total		0	0	0	25,425,000	25,425,000

XI. MATTERS RELATED TO CERTIFICATION OF COMPLIANCES AND DISCLOSURES

- * A. Whether the company has made compliances and disclosures in respect of applicable provisions of the Companies Act, 2013 during the year ☒ Yes ☐ No

B. If No, give reasons/observations

XII. PENALTY AND PUNISHMENT - DETAILS THEREOF

(A) DETAILS OF PENALTIES / PUNISHMENT IMPOSED ON COMPANY/DIRECTORS /OFFICERS ☒ Nil

Name of the company/ directors/ officers	Name of the court/ concerned Authority	Date of Order	Name of the Act and section under which penalised / punished	Details of penalty/ punishment	Details of appeal (if any) including present status

(B) DETAILS OF COMPOUNDING OF OFFENCES ☒ Nil

Name of the company/ directors/ officers	Name of the court/ concerned Authority	Date of Order	Name of the Act and section under which offence committed	Particulars of offence	Amount of compounding (in Rupees)

XIII. Whether complete list of shareholders, debenture holders has been enclosed as an attachment

☒ Yes ☐ No

XIV. COMPLIANCE OF SUB-SECTION (2) OF SECTION 92, IN CASE OF LISTED COMPANIES

In case of a listed company or a company having paid up share capital of Ten Crore rupees or more or turnover of Fifty Crore rupees or more, details of company secretary in whole time practice certifying the annual return in Form MGT-8.

Name

Kunjithapadham Jayachandran

Whether associate or fellow

☐ Associate ☐ Fellow

Certificate of practice number

4031

I/We certify that:

(a) The return states the facts, as they stood on the date of the closure of the financial year aforesaid correctly and adequately.

(b) Unless otherwise expressly stated to the contrary elsewhere in this Return, the Company has complied with all the provisions of the Act during the financial year.

Declaration

I am Authorised by the Board of Directors of the company vide resolution no. ...

48

dated

18/05/2024

(DD/MM/YYYY) to sign this form and declare that all the requirements of the Companies Act, 2013 and the rules made thereunder in respect of the subject matter of this form and matters incidental thereto have been complied with. I further declare that:

1. Whatever is stated in this form and in the attachments thereto is true, correct and complete and no information material to the subject matter of this form has been suppressed or concealed and is as per the original records maintained by the company.
2. All the required attachments have been completely and legibly attached to this form.

Note: Attention is also drawn to the provisions of Section 447, section 448 and 449 of the Companies Act, 2013 which provide for punishment for fraud, punishment for false statement and punishment for false evidence respectively.

To be digitally signed by

Director

DIN of the director

06442816

To be digitally signed by

- ☐ Company Secretary
- ☒ Company secretary in practice

Membership number

Certificate of practice number

Attachments

1. List of share holders, debenture holders
2. Approval letter for extension of AGM;
3. Copy of MGT-8;
4. Optional Attachement(s), if any

Attach

Attach

Attach

Attach

List of attachments

Remove attachment

Modify

Check Form

Prescrutiny

Submit

This eForm has been taken on file maintained by the Registrar of Companies through electronic mode and on the basis of statement of correctness given by the company